

Interiors

by **INEXA**

Craftsmen to the world's finest ships



HB6 Inspection Door

TNF HB6 Inspection Door

The TNF HB6 inspection door is a high quality man size door of cruise ship standard, and is designed as an integrated part of the TNF 2S Wall Panel System.

The HB6 inspection door is primarily used in corridors for access to service sanitary units, but can be installed anywhere in the accommodation, where frequent access is needed.

Special features include

- B 15 fire rating - approved by most authorities
- Full flush construction - no visible door frame
- Left and right hinged - door blade symmetrically positioned
- 1800 mm door opening - for easy access
- Easy and fast installation - no special tools required

Construction

The TNF HB6 Door has a 25 mm thick steel door blade and a non visible door frame with panel pieces at bottom and top. This construction makes the panel look like a regular wall panel.

The doorframe is connected to the adjacent panels by profiles and installed into the top and bottom profiles. A stainless steel piano hinge between doorframe and door blade ensures a rigid construction.

The TNF HB6 Door is designed for installation in walls of 25mm as well as 50mm.

Door lock

The TNF HB6 Door has as standard a 3-point espagnolette lock (long latch) opened by an 8mm square hole spanner.

Colours

The HB6 Door has a decorative surface of PVC foil or TNF MAGIC and is supplied in the same colour range as the TNF 2S wall panels in which the access doors are installed.

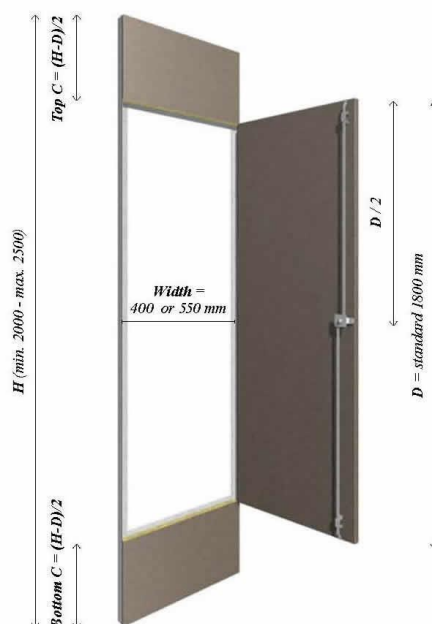
Specification

The MTO must include specification of the following items:

- 25 or 50mm wall thickness
- Classification Society
- Dimensions-see below details
- Colours

Standard Assortment

The TNF HB6 Doors are supplied complete with installation profiles.



TNF HB6 Inspection Door

Installation

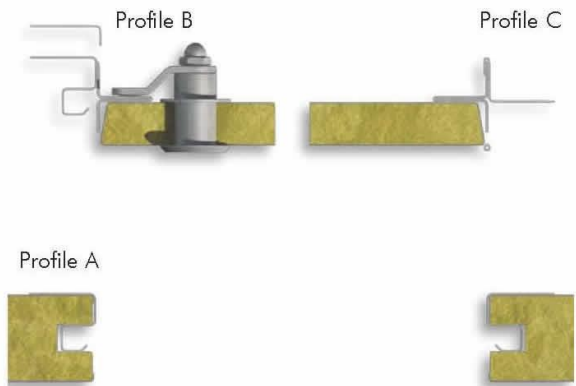
The TNF HB6 inspection door is inserted as a standard panel of 550 mm or 400 mm width in a lining wall. Installation of the door can take place together with the wall panels or it can be done later.

50 mm wall thickness

The TNF wall panels are installed as preplanned, but with a 550 mm or 400 mm opening for the door.

Step 1

The fixture profiles A are inserted into the grooves of the wall panels with the angle part around the back of the panels.




Step 2

The door is installed just as a regular panel into the top and bottom profiles.



Step 3

The fixture profiles B are placed into position and pop riveted every 300 mm to the doorframe and to the back of the adjacent panels.



25 mm wall thickness

Step 1

The door is installed as a standard wall panel in the correct preplanned position.



Step 2

The next wall panel is installed.

Step 3

The fixture profiles C are placed into position and pop riveted every 300mm to the door frame and to the back of the adjacent panels.



TNF is the complete high quality accommodation system for all marine interiors. The TNF system includes wall and ceiling panels, doors, floors and wetunits. TNF has been leading the development in marine interiors since 1973. The world famous TNF quality is demonstrated in the environment, which can be designed to provide the ideal conditions for all functions.

TNF



www.inexa-tnf.com

info@inexa-tnf.com