

WHEN QUALITY HITS THE CEILING

TNF
Inexa

THE ORIGINAL MARINE ACCOMMODATION SYSTEM



JUST LOOK FOR THE INEXA TNF CEILINGS AND YOU'RE ON THE SAFE SIDE!

Thermal insulation, Noise reduction and Fire protection are the three fundamental qualities that our 11 lightweight ceilings offer, regardless of which one you choose.

One of the primary challenges that our lightweight ceilings solve, by actively utilising the varying ambient temperatures, is obtaining the best possible indoor climate while simultaneously reducing the CO2 emissions significantly.

Because our thermal insulation is both retaining the heat in cold weather and deflecting the heat in warm weather, we guarantee significant financial savings for the consumption of heat and energy, regardless of whether the heat is retained or deflected – a saving that will simultaneously improve your environmental footprint through lower CO2 emissions

Noise propagates

Noise from an adjacent cabin, from equipment or propulsion machinery propagate to the ship's structure and, in many cases, will become a nuisance which directly impact the physical and mental wellbeing of people onboard the ship.

One of the fundamental characteristics of our lightweight ceilings is precisely to create an ambient sound comfort by

limiting external noise and thereby ensuring a good acoustic experience.

Designed to save lives!


In case of a fire, every minute counts. Therefore, our most significant focus is on your safety by constantly improving our solutions. We are proud, that all our lightweight ceilings are tested and certified according to all applicable IMO regulations.

With our lightweight ceilings, you get a system consisting of steel plates, solid fire-retardant insulation, and a coated surface without halogens or PVC finish. With us, you're on the safe side!

Other advantages

The fact that all our ceilings are lightweight, gives you additional advantages:

1. As a builder, the ceilings are easy to handle and install and will ensure a correct ergonomic workflow for the employees.
2. As a shipowner, you generally get a lighter ship that uses less fuel from day one.
3. All ceilings are easily demountable for future access and maintenance.
4. All ceiling panels up to a length of three meters, are self-supporting.



TNF C46

Fire Class	B-15
Weight	9,5 kg/m ²
Sound reduction	Cabin to cabin Rw 44 dB
Thermal transmittance	0.36 Kcal/m ² h°C
Core material	Rock wool 120 kg/m ³
Surface finish	PVC film, Painted, Magic (Halogen free), stainless steel or galvanized
Dimension	70 mm (t) x 600 mm (w) x 600 mm (l)
Tolerance	Thickness° - 1 x Width° -1 x Lenght ± 0-1mm



TNF C55

Fire Class	B-15
Weight	9,5 kg/m ²
Sound reduction	Cabin to cabin Rw 44 dB
Thermal transmittance	0.57 Kcal/m ² h°C
Core material	Rock wool 120 kg/m ³
Surface finish	PVC film, Painted, Magic (Halogen free), stainless steel or galvanized
Dimension	50 mm (t) x 300 mm (w) x lenght (max 3000 mm)
Tolerance	Thickness° - 1 x Width° -1 x Lenght ± 3mm



TNF C57

Fire Class	B-15
Weight	9,5 kg/m ²
Sound reduction	Cabin to cabin Rw 44 dB
Thermal transmittance	0.6 Kcal/m ² h°C
Core material	Rock wool 120 kg/m ³
Surface finish	PVC film, Painted, Magic (Halogen free), stainless steel or galvanized
Dimension	50 mm (t) x 300 mm (w) x lenght (max 3000 mm)
Tolerance	Thickness° - 1 x Width° -1 x Lenght ± 3mm



TNF C64

Fire Class	B-15
Weight	12,5 kg/m ²
Sound reduction	Cabin to cabin Rw 44 dB
Thermal transmittance	0.71 Kcal/m ² h°C
Core material	Rock wool 120 kg/m ³
Surface finish	PVC film, Painted, Magic (Halogen free), stainless steel or galvanized
Dimension	40 mm (t) x 600 mm (w) x lenght (max 3000 mm)
Tolerance	Thickness° - 1 x Width° -1 x Lenght ± 3mm



TNF C65

Fire Class	B-15
Weight	19,5 kg/m ²
Sound reduction	Cabin to cabin Rw 44 dB
Thermal transmittance	0.53 Kcal/m ² h°C
Core material	Rock wool 120 kg/m ³
Surface finish	PVC film, Painted, Magic (Halogen free), stainless steel or galvanized
Dimension	40 mm (t) x 600 mm (w) x lenght (max 3000 mm)
Tolerance	Thickness° - 1 x Width° -1 x Lenght ± 3mm



TNF C67

Fire Class	B-15
Weight	15,5 kg/m ²
Sound reduction	Cabin to cabin Rw 44 dB
Thermal transmittance	0.57 Kcal/m ² h°C
Core material	Rock wool 120 kg/m ³
Surface finish	PVC film, Painted, Magic (Halogen free), stainless steel or galvanized
Dimension	50 mm (t) x 300 mm (w) x lenght (max 3000 mm)
Tolerance	Thickness° - 1 x Width° -1 x Lenght ± 3mm



TNF C68

Fire Class	B-15
Weight	11,5 kg/m ²
Sound reduction	Cabin to cabin Rw 44 dB
Thermal transmittance	1.1 Kcal/m ² h°C
Core material	Rock wool 120 kg/m ³
Surface finish	PVC film, Painted, Magic (Halogen free), stainless steel or galvanized
Dimension	30 mm (t) x 600 mm (w) x lenght (max 3000 mm)
Tolerance	Thickness° - 1 x Width° -1 x Lenght ± 3mm

TNF C70

Fire Class	B-15
Weight	21,5/19,5 kg/m ²
Sound reduction	Cabin to cabin Rw 44 dB
Thermal transmittance	0.61/0.65 Kcal/m ² h°C
Core material	Rock wool 120 kg/m ³
Surface finish	PVC film, Painted, Magic (Halogen free), stainless steel or galvanized
Dimension	50 mm (t) x 300 mm (w) x lenght (max 3000 mm)
Tolerance	Thickness° - 1 x Width° -1 x Lenght ± 3mm



TNF C71

Fire Class	B-15
Weight	18,5 kg/m ²
Sound reduction	Cabin to cabin Rw 44 dB
Thermal transmittance	0,76 Kcal/m ² h°C
Core material	Rock wool 120 kg/m ³
Surface finish	PVC film, Painted, Magic (Halogen free), stainless steel or galvanized
Dimension	50 mm (t) x 300 mm (w) x lenght (max 3000 mm)
Tolerance	Thickness° - 1 x Width° -1 x Lenght ± 3mm



TNF C72

Fire Class	B-15
Weight	20 kg/m ²
Sound reduction	Cabin to cabin Rw 44 dB
Thermal transmittance	0,72 Kcal/m ² h°C
Core material	Rock wool 120 kg/m ³
Surface finish	PVC film, Painted, Magic (Halogen free), stainless steel or galvanized
Dimension	50 mm (t) x 300 mm (w) x lenght (max 3000 mm)
Tolerance	Thickness° - 1 x Width° -1 x Lenght ± 3mm



TNF C 73

Fire Class	C-class
Weight	16,5 kg/m ²
Sound reduction	Cabin to cabin Rw 44 dB
Thermal transmittance	0,78 Kcal/m ² h°C
Core material	Rock wool 120 kg/m ³
Surface finish	PVC film, Painted, Magic (Halogen free), stainless steel or galvanized
Dimension	50 mm (t) x 300 mm (w) x lenght (max 3000 mm)
Tolerance	Thickness° - 1 x Width° -1 x Lenght ± 3mm

ALL YOU NEED

NO.	SHAPE	PARAMETER	ASSEMBLY
TNF 426		TNF 426 for 50 mm panels. Double flange profile for partitions. Nominal length: 2400 mm Average weight: 1,7 kg/m	
TNF 446		TNF 446 for 50 mm panels. Single flange profile for linings and facings. Nominal length: 2400 mm Average weight: 1,5 kg/m	
TNF 445		TNF 445 for 25 mm panels. Single flange profile for linings and facings. Nominal length: 2400 mm Average weight: 1,32 kg/m	
TNF 444		TNF 444 for deck to deck bulkheads or to accommodate different ceiling heights between rooms. Nominal length: 2400 mm Average weight: 0,64 kg/m	
TNF 430		TNF 430 Topprofile for 25 mm panels Standard length: 2400 mm Average weight: 1,04 kg/m	

ALL YOU NEED

NO.	SHAPE	PARAMETER	ASSEMBLY
TNF 431		TNF 431 Topprofile for 50 mm panels. Standard length: 2400 mm Average weight: 1,22 kg/m	
TNF 619		TNF 619 Cover profile. Standard length: 2400 mm Average weight: 0,21 kg/m	
TNF 611		TNF 611 Carrier Painted surface. Standard length: 3000 mm Average weight 0,39 kg/m	
TNF 612		TNF 612 Cross carrier. Painted surface. Standard length: 600 mm Average weight 2,72 kg/m	
TNF 613		TNF 613 Hanger Upper part: Length: 200-1000 mm Galvanized steel. Average weight 1,36 kg/m	
TNF 614		TNF 614 Hanger Below part: Length: 130 mm Galvanized steel. Average weight 1,36 kg/m	

ALL YOU NEED

NO.	SHAPE	PARAMETER	ASSEMBLY
TNF 615		TNF 615 U-profile. Length: 3000 mm Average weight 1,36 kg/m	
TNF 616		TNF 616 Hanger profile. Weigth 1,36 kg/pc	
TNF 621		TNF 621 Splice for T-carrier. Length: 320 mm Average weight 0,09 kg/pc	
TNF 639		TNF 639 T-carrier. Nominal length: 2400 mm Average weight 1,27 kg/m	
TNF 428		TNF 428 Anti vibration hanger. Average weight 2,54 kg/pc	

TNF INSPECTION HATCHES

STANDARD ASSORTMENT



TNF 681 · Clear opening · 220 x 220 mm

TNF 682 · Clear opening · 220 x 330 mm



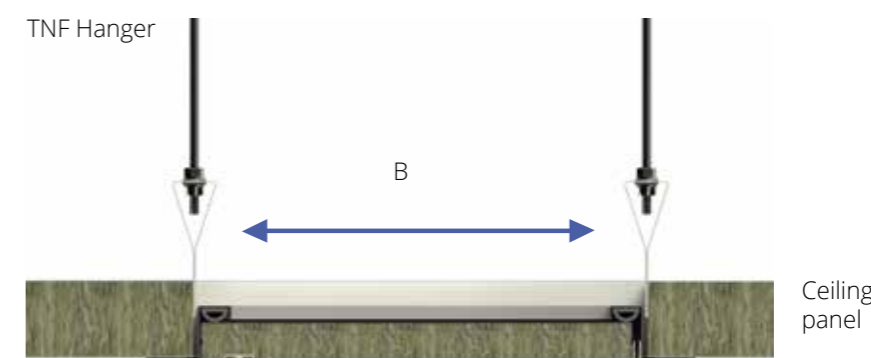
TNF 683 · Clear opening · 220 x 220 mm

TNF 684 · Clear opening · 450 x 450 mm

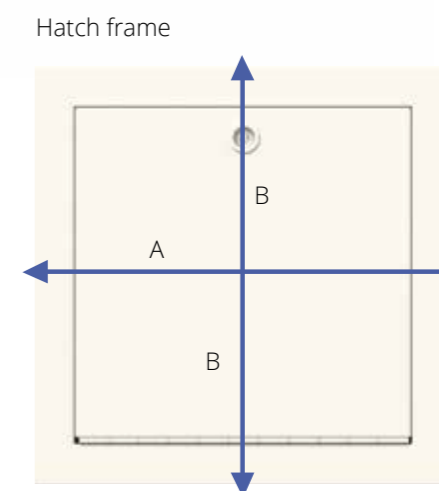
Hatch	Outer Dimension	Outer Dimension	Outer Dimension	Outer Dimension	Clear Opening	Clear Opening	Installation Instruction
Items No.	a1	a2	b1	b2	c1	c2	
TNF 681	282	282	250	250	220	220	To be fitted within a single panel before installing in ceiling
TNF 682	282	392	250	360	220	330	Same installation procedure as TNF 681

INSTALLATION

Inspection and access hatches are supplied as units, ready to be installed as an integrated part of the TNF ceiling. The hatches are supplied in colours to match the ceiling surface.



Locking device
Construction



Hatch sizes:
a. Total width/Length
b. Cut out in panel
c. Clear opening



Hatch	Outer Dimension	Outer Dimension	Outer Dimension	Outer Dimension	Clear Opening	Clear Opening	Installation Instruction
Items No.	a1	a2	b1	b2	c1	c2	
TNF 683	630	630	600*	598	568	568	To be suspended from deck head by hangers before installation of surrounding ceiling panel
TNF 684	512	512	480	480	450	450	*600 mm = the width of two 300 mm panels

DESIGNED AND DEVELOPED IN SCANDINAVIA FOR BEST QUALITY



SAFE

All products endure a lifecycle: They are invented, they are produced and eventually they are replaced by other, more novel products and hence,

forgotten about. If you look up, you see the exception!

Along with our wall panels, doors, floors, wet units and prefabricated cabins, TNF lightweight ceilings is that exception.

Today, the maritime interiors TNF supplied in the 1970s are still around - and we can still provide replacement panels for the complete range.

Nevertheless, we constantly strive to optimise all our interior products in a direction that embraces both the environment and your sustainable profile while at the same time providing you with an

optimised sound reduction and a much improved fire-retardant solution. All without any toxic surface treatment.

However, the basic idea of our maritime interiors is the same as it always was:

Since 1973, we have supplied solid craftsmanship to the world's finest ships and offshore units, where **T**hermal insulation, **N**oise reduction and **F**ire protection have been the three fundamental requirements, from which our complete range of maritime interiors is born.

A range that complies with IMO safety regulations and is approved by all significant authorities and classification societies.

Easy to mount!
Easy to trust!
Easy to love!



SAVE

PRODUCED AT OUR OWN FACTORY IN CHINA FOR BEST PRICE



www.inexa-tnf.com

THE ORIGINAL MARINE ACCOMMODATION SYSTEM